

Product Overview

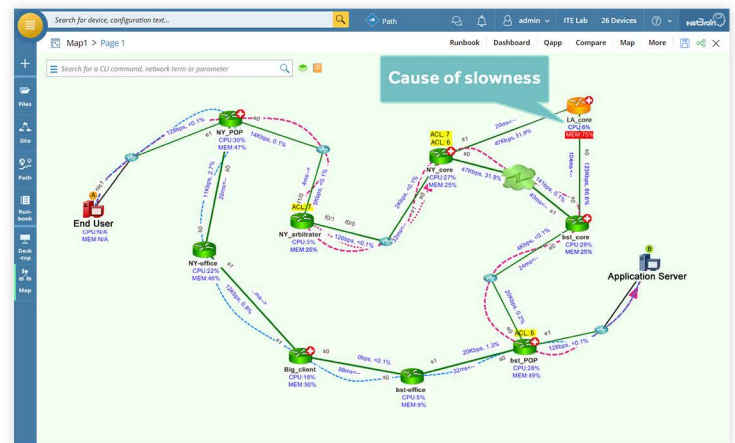
NetBrain® Integrated Edition is an industry-leading network automation platform, providing instant visualization and analysis of critical network data. Important stories live in data but network and IT teams struggle to make sense of the vast amount of information available – from telnet/SSH, SNMP, or collected through 3rd party network management tools. Visualization is a powerful means to discover and understand these stories, and fundamental for collaboration.

NetBrain integrates with existing IT workflows such as network troubleshooting, design engineering, cyber-defense, and application performance management, to provide valuable insights, minimizing the time engineers spend in the command-line interface, or analyzing data across disparate tools. NetBrain employs a Dynamic Map as the single pane of glass for data visualization and Executable Runbook technology to automate the process of data analysis.

Dynamic Network Map – Visualize Any Network Data

NetBrain's on-demand mapping is powered by a mathematical model of the network which is created and updated through a deep network discovery.

- ◆ **Map traffic flows end-to-end** - For many workflows, engineers need to know how traffic flows from Point A to Point B. NetBrain can map any A/B path in seconds.
- ◆ **Search any data point and get instant visibility** - With just a single data point, an engineer can search and create a map from the results, for instant visibility.
- ◆ **Record user activity inside the map** - When teams collaborate, data sharing is very manual. A Dynamic Map automatically records user activity and the related data for easy sharing.

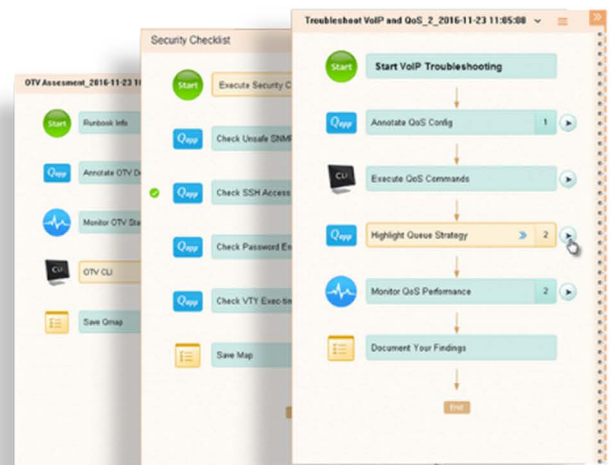


Map of a Slow Application

Executable Runbook – Automate Any Data Analysis

Executable Runbooks provide a framework for teams to codify knowledge and best practices, making them into repeatable processes. Each runbook is an automated workflow which uses a Dynamic Map as input for data analysis as well as visualization of the output.

- ◆ **Digitize knowledge and processes** - Executable Runbooks are fully programmable, without scripts, enabling tribal leaders to “codify” best practices.
- ◆ **Make workflows executable** - Each step in a runbook can be executed with a click, to automate data collection and analysis.
- ◆ **Document and share analytics automatically** - All data captured during runbook execution is stored inside the runbook for easy playback and sharing.



Automate Workflows with Runbooks

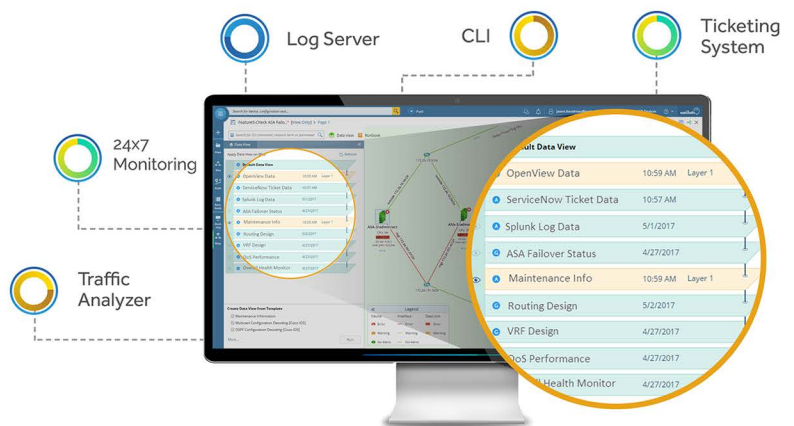
Key Use Cases

- Use a Map as the Single Pane of Glass**
 Visualize any network data on a Dynamic Map, including data from Telnet/SSH, SNMP, and 3rd party NMS solutions (via API).
- Automate Network Documentation**
 Instantly create detailed diagrams and asset reports. Data is captured from a deep network discovery, updated from the live network, and enriched through integration with other NMS solutions.
- Dynamically Map Traffic Flows**
 Instantly map the flow of any application traffic from source to destination. NetBrain analyzes advanced protocols such as routing, ACLs, VRF, and NAT to accurately map the path.
- Guide Engineers with Best Practices**
 Use Executable Runbooks to create automated workflows, including troubleshooting guides, security checklists, and more.
- Automate Troubleshooting Diagnoses**
 Automate virtually any network diagnosis (data collection and analysis) with Executable Runbooks without scripts.
- Improve Troubleshooting Collaboration**
 Collaborate and share data using a map as a shared analytics console. User activity and data is automatically recorded inside the map for sharing.
- Isolate and Mitigate Security Attacks**
 Integrate NetBrain with a security system to isolate and visualize cyber-attacks in real-time. Diagnosis can be triggered at the instant a threat is detected.
- Enhance Security Collaboration**
 Accelerate response to security threats by using a Dynamic Map as a shared analytics console for collaboration across network and security teams.
- Proactively Guard against Misconfiguration**
 Validate network changes by executing runbooks that ensure configuration files match pre-defined "golden" configuration templates.

Rich API Framework – Integrate with Existing Workflows

As a platform, NetBrain offers a RESTful API framework which enables integration with other network management solutions such as monitoring, ticketing, and logging systems. NetBrain correlates data across commonly used tools supporting three key use cases:

- API-triggered diagnosis** - A NetBrain diagnosis can be triggered by an event from a ticketing or monitoring system for instant analysis and visualization of data.
- Map as a single pane of glass** - Data from 3rd party IT solutions can be displayed on a Dynamic Map providing information contextualized to the task at hand.
- Single source of truth** - NetBrain can be synchronized with asset data from external CMDBs while also providing RESTful APIs for other tools to read data from.



Use Map as a Single Pane of Glass

End-to-End Visibility Across Hybrid Environments

NetBrain supports multivendor and hybrid (physical, virtual, and software-defined) environments to provide true end-to-end visibility:

- Analyze any network device** - Supports any type of network device, including routers, switches, firewalls, load balancers, and wireless access point.
- Multi-vendor platform** - Supports hundreds of hardware models across dozens of vendors out-of-the-box with broader support achieved through a multi-vendor framework.
- Network virtualization** - Supports modern virtualization technologies such as vPC, fabric path, HSRP, and VRRP for visualization of redundancy and load balancing.

Enterprise-Grade Scalability and Performance

NetBrain's thin client user interface is supported by a highly scalable server architecture. NetBrain scales to manage the world's largest enterprise networks across tens of thousands of network devices.